




Cod.			D1	D2	L	Z	Z1	 KG
	inch	inch						
SD34-1116L	3/4"	11/16"	44	30,5	100	10	74	0,60
SD34-34L	3/4"	3/4"	44	35	100	11	74	0,61
SD34-78L	3/4"	7/8"	44	36,5	100	12	74	0,70
SD34-1516L	3/4"	15/16"	44	39	100	14	74	0,72
SD34-1L	3/4"	1"	44	40	100	14	74	0,75
SD34-118L	3/4"	1"1/8	44	44	100	16	74	0,83
SD34-114L	3/4"	1"1/4	44	49	100	19	74	0,89
SD34-138L	3/4"	1"3/8	44	54	100	20	74	0,99
SD34-1716L	3/4"	1"7/16	44	55	100	21	74	1,04
SD34-112L	3/4"	1"1/2	44	56	100	21	72	1,27
SD34-158L	3/4"	1"5/8	44	61	100	23	72	1,50
SD34-11116L	3/4"	1"11/16	44	63	100	23	72	1,34
SD34-134L	3/4"	1"3/4	44	66	100	25	72	1,53
SD34-178L	3/4"	1"7/8	54	69	100	26	98	2,27
SD34-200L	3/4"	2"	54	72	100	30	98	2,50
SD34-238L	3/4"	2"3/8	54	84	100	35	98	2,75